

## Bamboo Athletic Flooring

- Premium Grade color and grain only
- Greater dimensional stability than traditional Beech or Maple
- Average hardness greater than Beech or Maple
- Edge Grain orientation for superior board strength and 6' lengths
- Engineered for performance and longevity
- USGBC credit contribution for LEED MR4, MR6, MR7, and IEQ 4.1, 4.2, 4.3
- ALL standard sportsfloor finish and maintenance techniques apply
- DIN; EN; FIBA; ASTM Compliant
- FloorScore® and FSC® Certified
- 25 Year Warranty



FL-V3472SFN  
3/4" x 2 1/4" x 72"  
Natural Unfinished Edge Grain  
Formaldehyde Free

PlybooSport is:

**FSC® and FloorScore® Certified Formaldehyde Free**

- L.E.E.D. Contributions: MR6, MR7, IEQ4
- Average Hardness greater than Maple
- Consistent lighter color and 6' lengths
- Precision Milling, Fit, and Finish
- Exceeds visual rating of Grade 1 Maple
- Priced competitively to Grade 1 Maple
- ASTM, EN, FIBA, DIN Compliant
- 25 year warranty



Edge Grain, Natural  
FL-V3472SFN-NAUF/FSC



Edge Grain, Amber  
FL-V3472SFA-NAUF/FSC  
(minimum order 2,500 sq. ft.)

**Dimensions:**

U.S. Standards/ Metric

3/4" x 2 1/4" x 72" (19mm x 57mm x 1829mm)

1 1/4 sq. ft./board (0.104 m<sup>2</sup>/board)

20 boards/box

22.5 sq. ft./box (2.09 m<sup>2</sup>/box)

**Weight:**

U.S. Standards/ Metric

2.53 lbs/sq. ft. (1.235 kg/m<sup>2</sup>)

2.85 lbs/board (1.29 kg/board)

57 lbs/box (25.9 kg/box)

50 boxes/pallets

2,930 lbs/pallet (1,329 kg/pallet)

**L.E.E.D. Contributions**

Manufacturer:

MRc4: Recycled Materials (Rubber Pad)

MRc6: Rapidly Renewable Materials

MRc7: FSC® Certified (SW-COC-003124)

IEQc4.3: Low-Emitting Materials

CA Section 01350 Compliant

FloorScore® Certified (SCS-FS-02130)

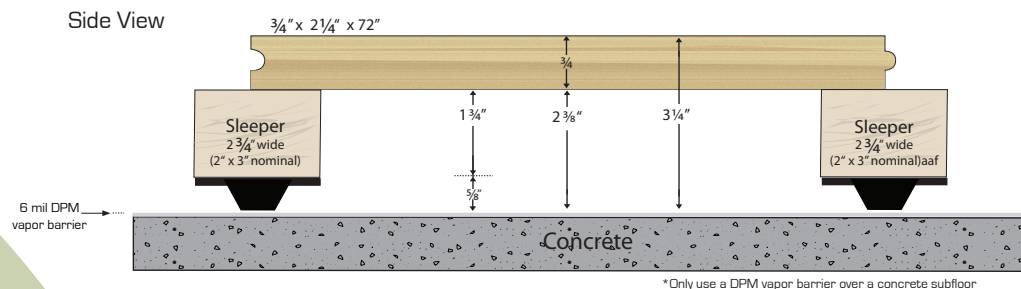
Installer Supplied:

MRc7: FSC-Certified Subfloor Materials

IEQ 4.1, 4.2: Low-Emitting Materials

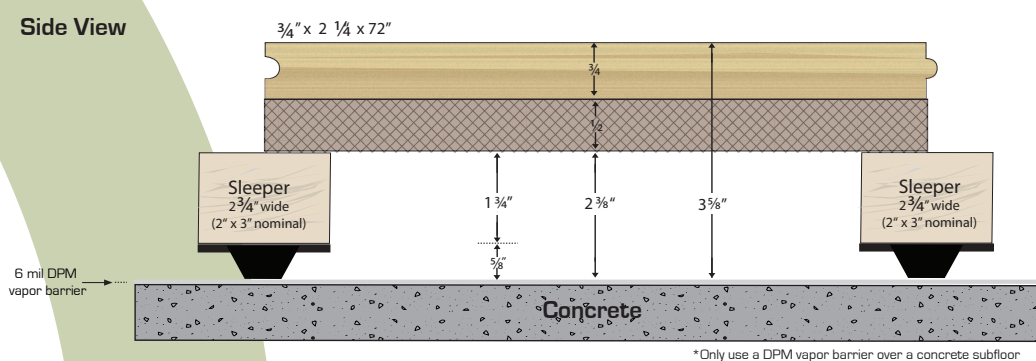
**Floating Resilient Sleeper  
PS-3.125-CP**

- SOFT TOUCH-Y
- MULTI-USE-W
- PRO-B



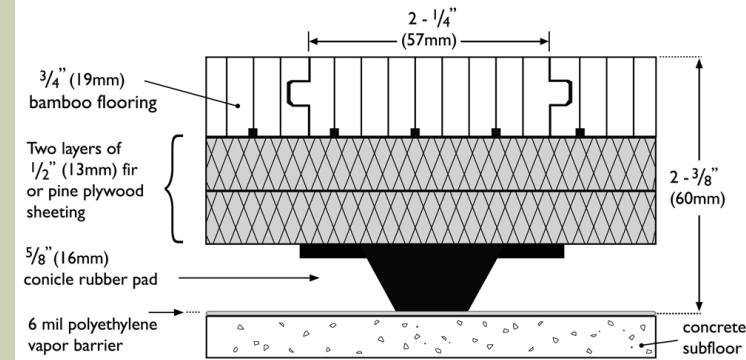
**Floating Resilient Sleeper + Panel  
PS-3.625-CP**

- SOFT TOUCH-Y
- MULTI-USE-W
- PRO-B



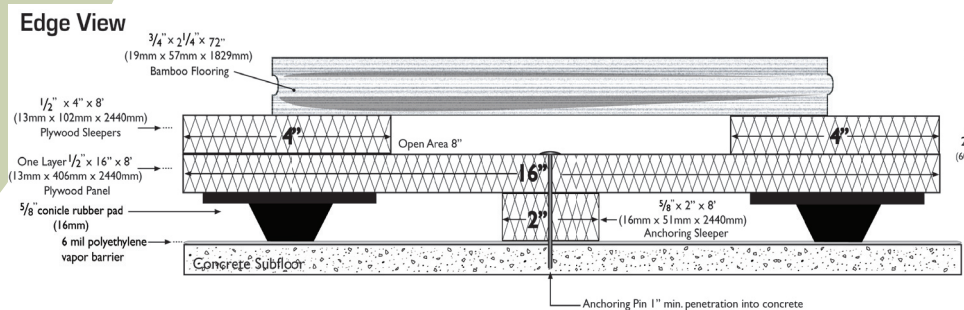
**Floating Resilient Panel  
PS-1.875CP, PS-1.937-CP, PS-2.125-CP, PS-2.375-CP**

- SOFT TOUCH-Y
- MULTI-USE-W
- PRO-B



**Fixed Resilient Anchored  
PS-2.125A-CP; PS-2.375A-CP**

- SOFT TOUCH-Y
- MULTI-USE-W
- PRO-B



**Fixed Resilient PlybooFit  
PF-3472-1.0**

